



# **35<sup>th</sup> Shared Awareness Meeting**

**15 July 2020**

## **Introduction and Area of Interest Brief**



**Welcome Speech**

**SLTC Gary Ow, Head IFC**

# Mission



To **collect and sense-make White Shipping information** in its Area of Interest, in order to produce accurate, reliable, impartial and **actionable Maritime Security (MARSEC) information** for OPCENs and the shipping community, to achieve Safe and Secure Seas for All.

**IFC remains committed to provide MARSEC updates to our partners**



Information Fusion Centre  
10th Anniversary Commemoration  
14 May 2019



IRIS

Real-time Information-sharing System



IFC 10<sup>th</sup> Anniversary Commemoration and  
IFC Portal 2.0 Launch (14 May 2019)



## Maritime Information Sharing Exercise 2019

- Navies and Coast Guards from 36 Countries worldwide
- More than 20 OPCENs online
- 20 shipping association and companies
- INTERPOL and UNODC



*IFC's Shared Awareness Meeting  
(Large attendance of shipping representatives)*

**Close partnership with shipping industry to  
access shipping information and industry insights**



**SSA Executive Director (centre) appointed as IFC's first Shipping Industry Advisor to enhance further collaboration**

# Contraband Smuggling Incidents Overview

Number of Incidents  
(Jan to Nov 2019)

329



- Majority drug smuggling of:
1. Methamphetamine
  2. Cocaine
  3. Cannabis

Trend By Month



Provide MARSEC advisories through extensive IFC's outreach efforts





INFORMATION  
FUSION CENTRE



**Safe and Secure Seas for All**



# **35<sup>th</sup> Shared Awareness Meeting**

**15 July 2020**



# INFORMATION FUSION CENTRE

📍 103 Tanah Merah Coast Road #02-01, Singapore 498750

✉ information\_fusion\_centre@defence.gov.sg ☎ +65 6594 5734

🌐 www.ifc.org.sg ☎ +65 6594 5705

📍 [http://bit.ly/Information\\_Fusion\\_Centre](http://bit.ly/Information_Fusion_Centre)

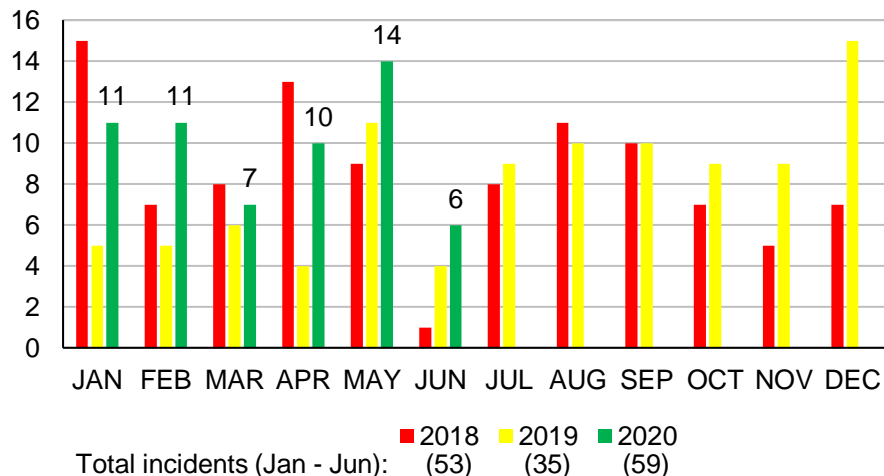


# IFC HALF YEARLY AOI BRIEF

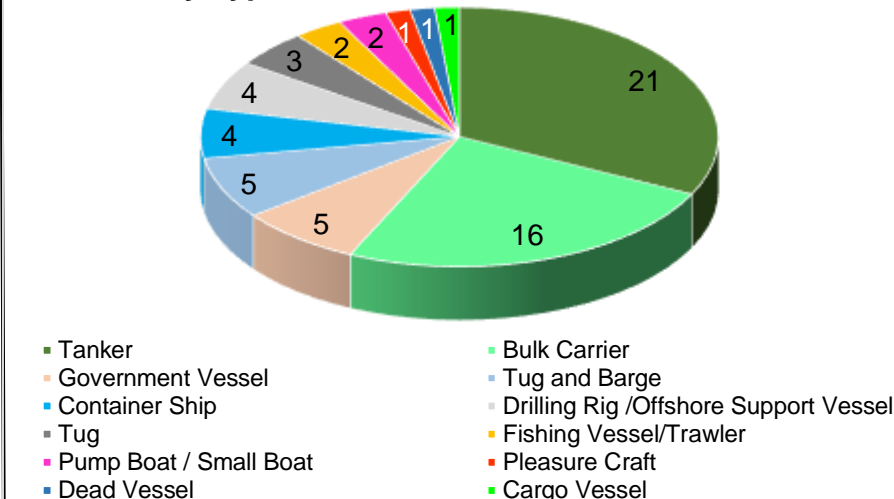


# Theft, Robbery and Piracy At Sea (TRAPS) and Maritime Terrorism (MT) Jan - Jun 2020

**Number of Incidents (2018-2020)**



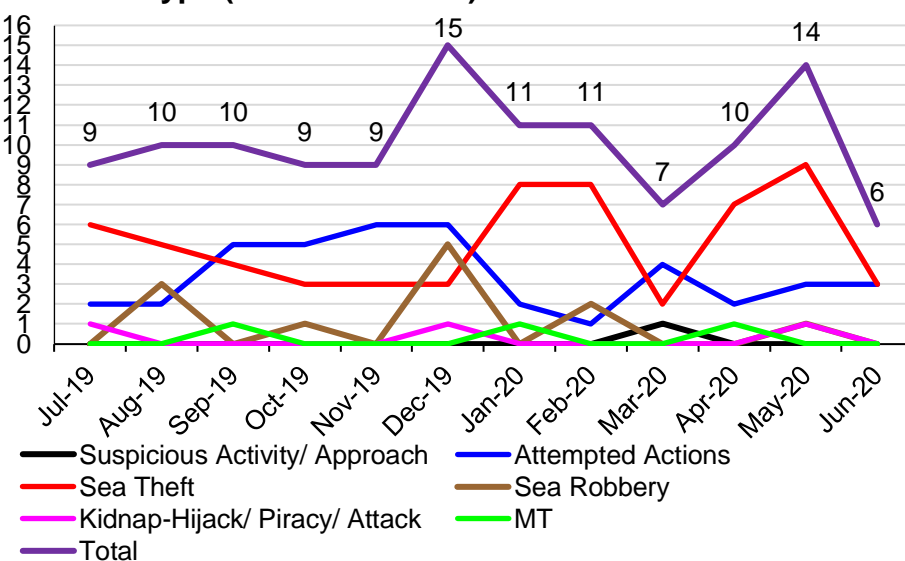
**Incidents By Type Of Vessel**



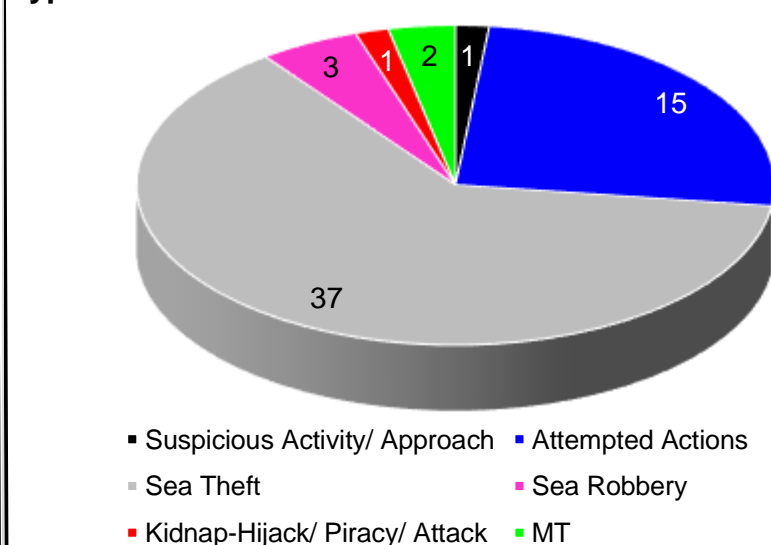
**Observations**

- From Jan-Jun 2020, IFC recorded a total of **59 TRAPS and MT Incidents**:
  - 57 x TRAPS
  - 2 x MT
- The highest number of TRAPS-MT incidents in the same period within the last 3 years
- TRAPS incidents:**
  - Sea Theft – **37 (62.71%)**
  - Attempted Actions – **15 (25.42%)**
  - Sea Robbery – **3 (5.08%)**
  - Piracy – **1 (1.69%)**
  - Suspicious Approach – **1 (1.69%)**
- MT incidents: 2 (3.39%)**
- Most attacked vessels:**
  - Tanker (**32.31%**)
  - Bulk Carrier (24.62%)
  - Tug and Barge (7.69%)
  - Government Vessel (7.69%)

**Incident Type (Last 12 months)**



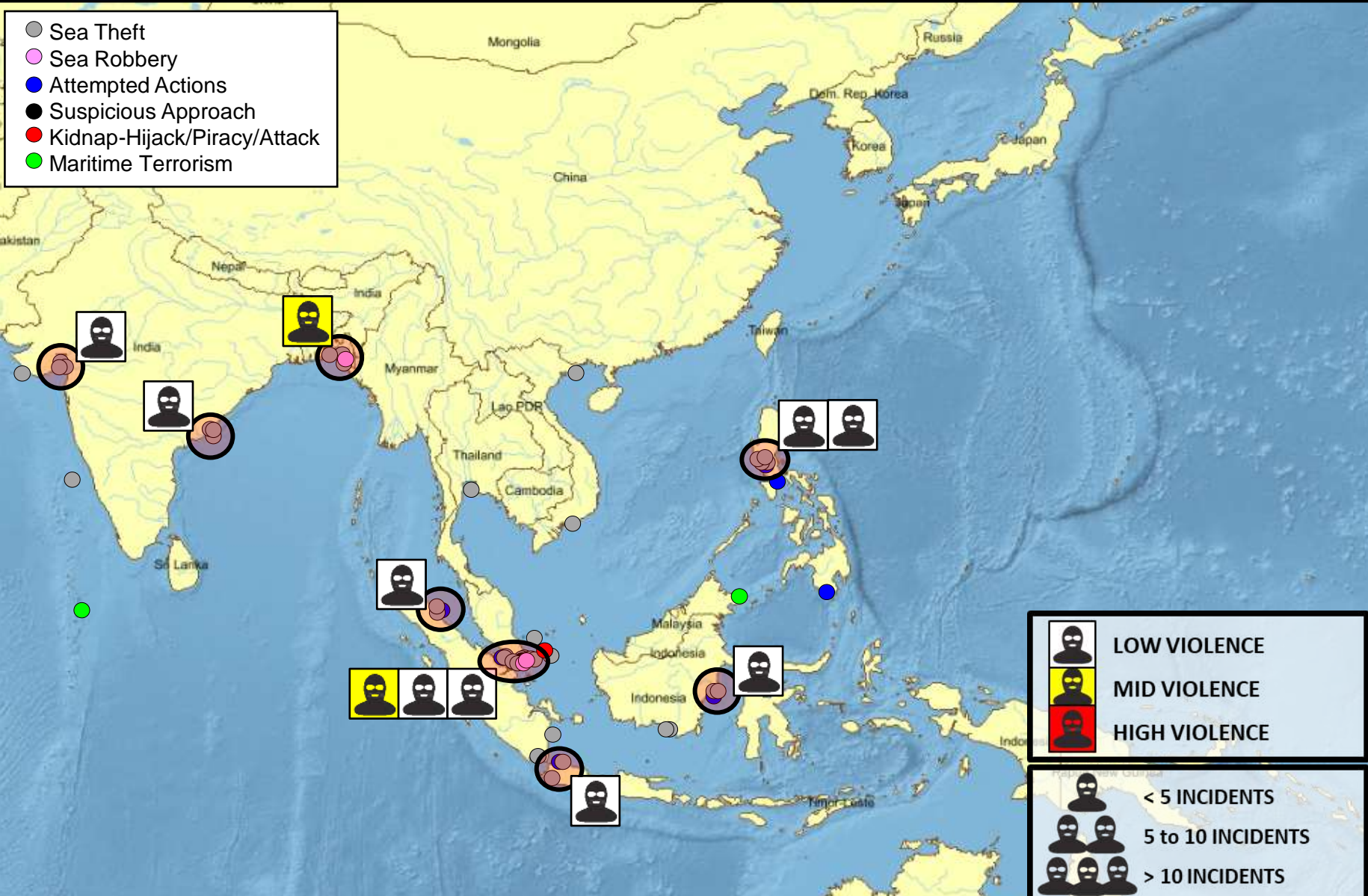
**Type Of Incidents In 2020**





# Theft, Robbery and Piracy At Sea (TRAPS) Jan - Jun 2020

- Sea Theft
- Sea Robbery
- Attempted Actions
- Suspicious Approach
- Kidnap-Hijack/Piracy/Attack
- Maritime Terrorism

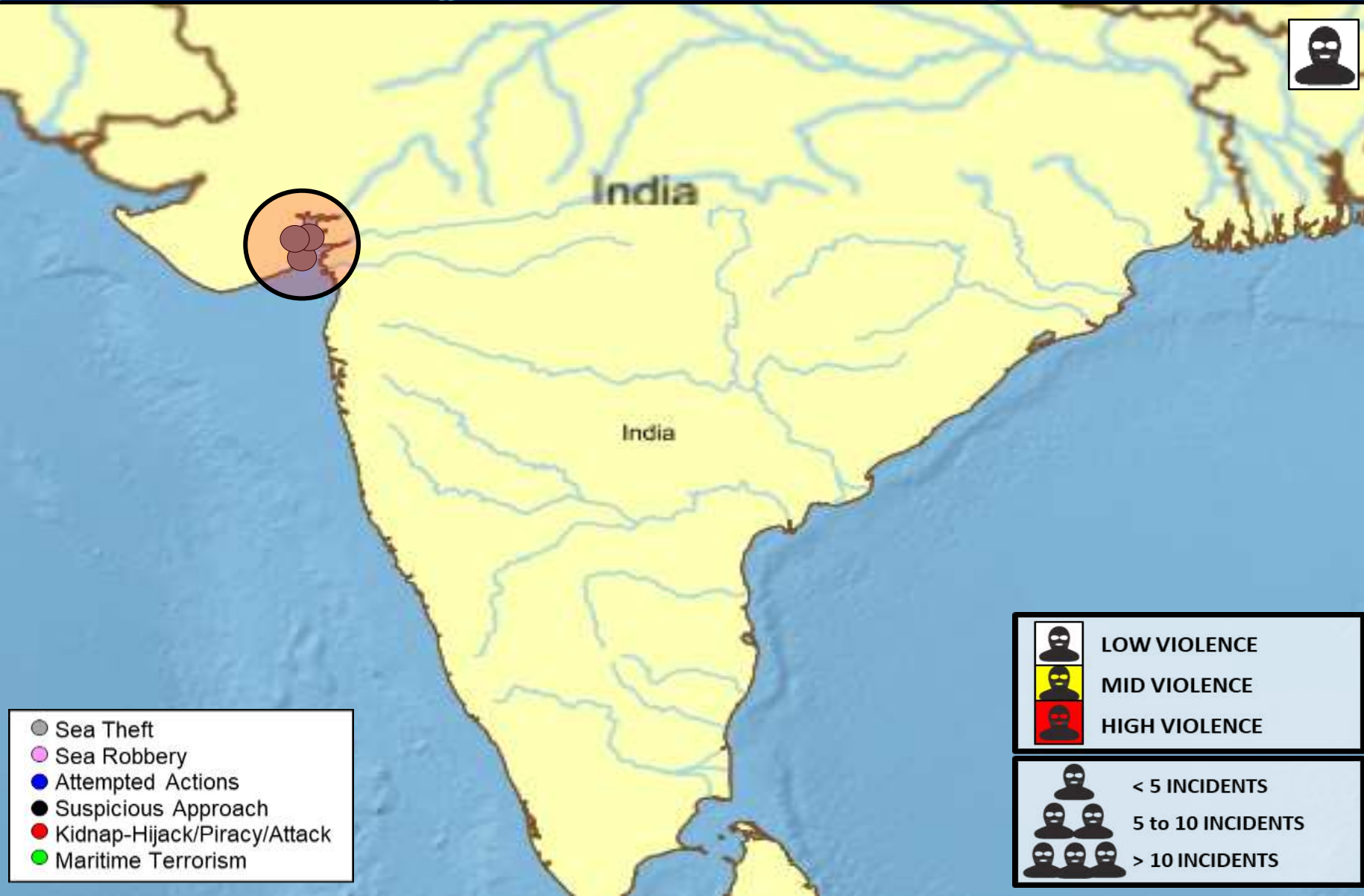


## Observations

- The level of violence is categorized into different levels LOW/MED/HIGH
- Areas of Major Concerns (Incidents):**
  - Alang Anchorage (3)
  - Kakinada Anchorage (3)
  - Chattogram Port and Approaches (4)
  - Belawan Port and Anchorage (3)
  - Singapore Strait and Approaches (19)
  - Sunda Strait and Approaches (3)
  - Muara Berau Anchorage (3)
  - Manila Anchorage (5)
- Muara Berau (Indonesia), Kakinada and Alang (India), Chattogram (Bangladesh) anchorages and approaches had an increase in numbers compared to previous years, but still with a low level of violence (or occasional for Chattogram)
- Singapore Strait and Approaches considered as high volume and observed occasional levels of violence
- Remaining Areas of Major Concerns tend to involve low volume and violence



# Alang Anchorage, India Jan - Jun 2020



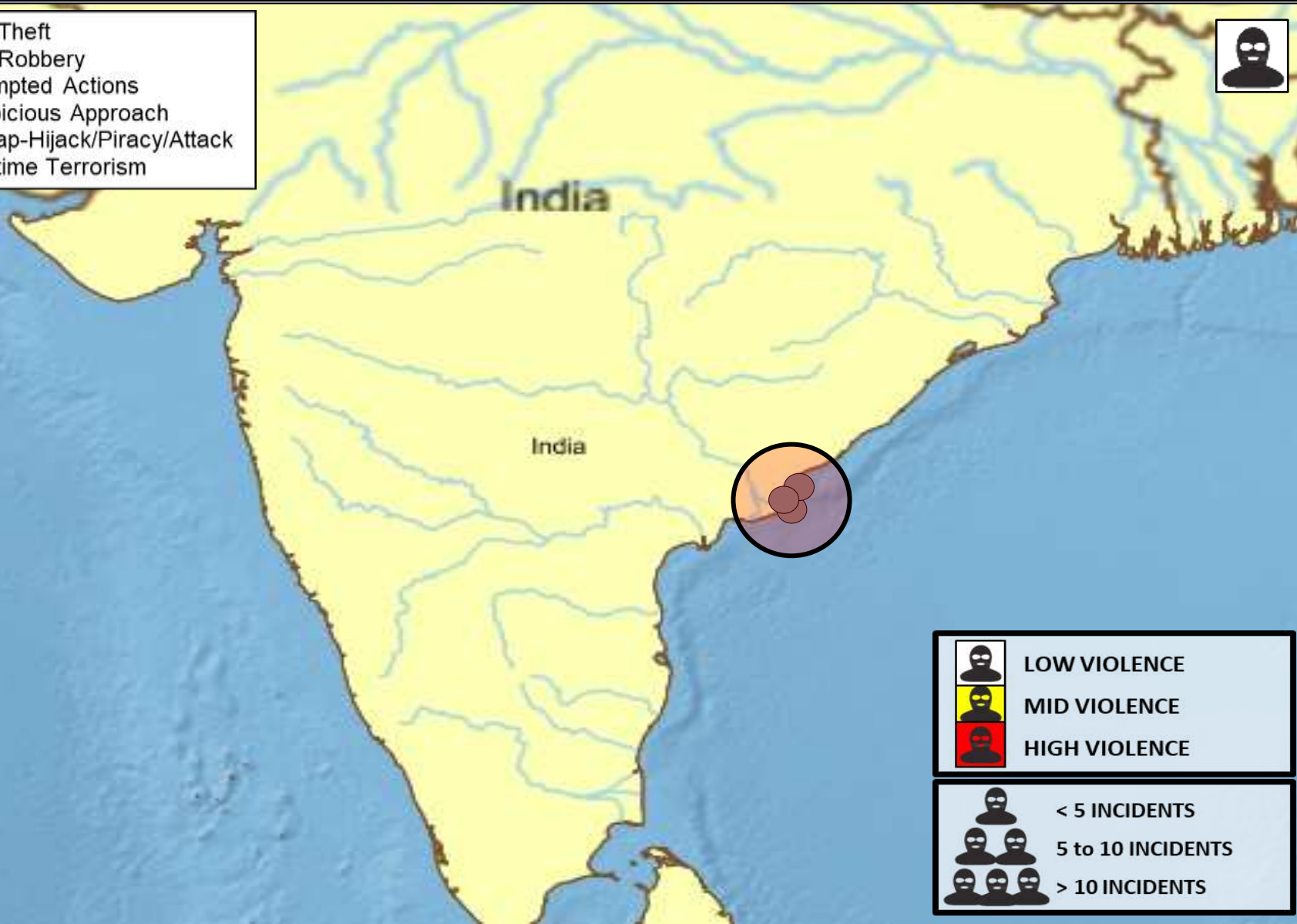
## Observations

- **3 Incidents:**
  - 3 x Sea Theft
  - All incidents during POD and while anchored.
- Perpetrators were observed to steal ship's spares and operate in group of 4 to 5 using dinghy boat
- Most targeted towed vessel waiting for demolition



# Kakinada Anchorage, India Jan - Jun 2020

- Sea Theft
- Sea Robbery
- Attempted Actions
- Suspicious Approach
- Kidnap-Hijack/Piracy/Attack
- Maritime Terrorism



	LOW VIOLENCE
	MID VIOLENCE
	HIGH VIOLENCE

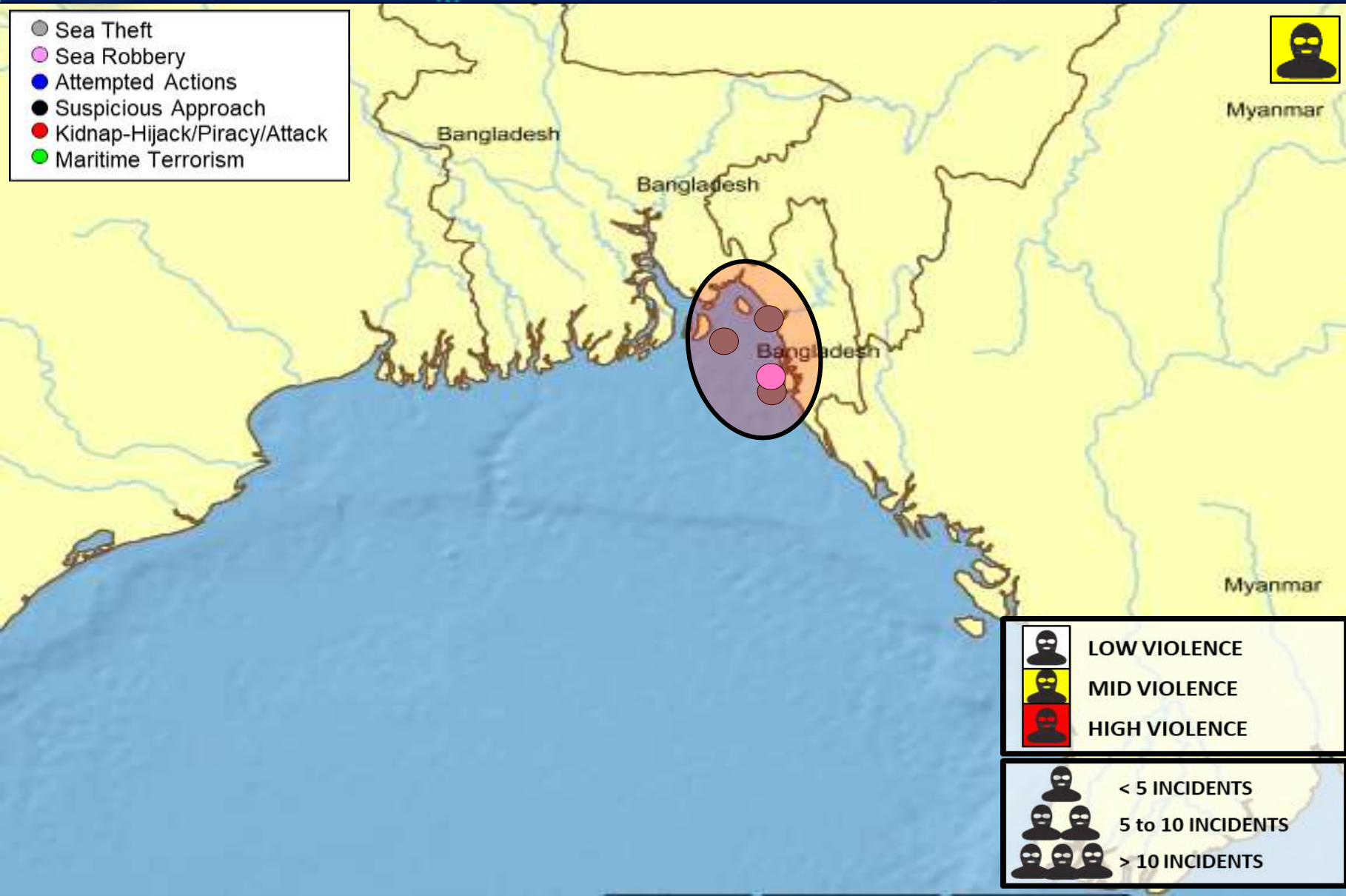
	< 5 INCIDENTS
	5 to 10 INCIDENTS
	> 10 INCIDENTS

## Observations

- **3 Incidents:**
  - 3 x Sea Theft
  - All incidents during POD and while at anchored.
- Perpetrators were observed to steal ship's stores such as mooring ropes
- Tanker and Offshore Support Vessels targeted



# Chattogram Port and Approaches, Bangladesh Jan - Jun 2020



## Observations

- **4 Incidents:**
  - 1 x Sea Robbery
  - 3 x Sea Theft
  - 3 incidents during POD and while at anchored.
  - An incident during daylight and while underway
- One incident involves perpetrators armed with knives, however in all cases, no confrontation and injury to the crew were reported
- Most targeted Tugs and Barges
- Stolen items including rigging equipment, portable batteries, mooring ropes and shackles.





# Belawan Port and Anchorage, Indonesia Jan - Jun 2020

- Sea Theft
- Sea Robbery
- Attempted Actions
- Suspicious Approach
- Kidnap-Hijack/Piracy/Attack
- Maritime Terrorism



## Observations

- **3 Incidents:**
  - 2 x Sea Theft
  - 1 x Attempted Action
  - All incidents during POD
  - 2 incidents while at anchored and one incident while berth at Port
- No confrontation and injury to the crew were reported in all cases
- Most targeted Tankers and stealing small items such as fire hose nozzles

	LOW VIOLENCE
	MID VIOLENCE
	HIGH VIOLENCE

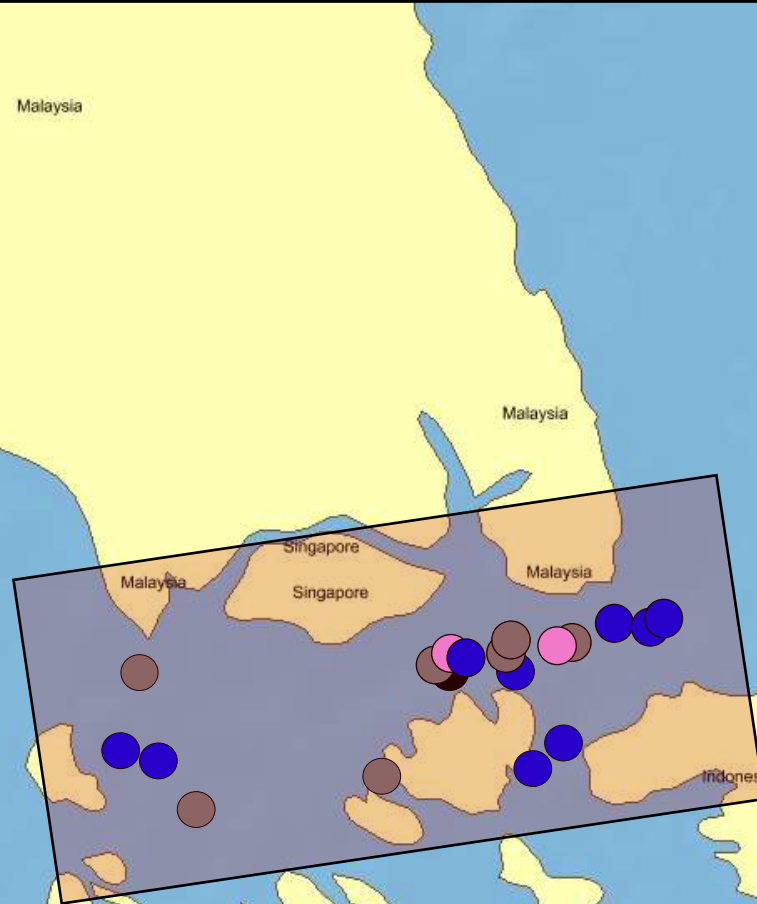
	< 5 INCIDENTS
	5 to 10 INCIDENTS
	> 10 INCIDENTS





# Singapore Strait and Approaches Jan - Jun 2020

- Sea Theft
- Sea Robbery
- Attempted Actions
- Suspicious Approach
- Kidnap-Hijack/Piracy/Attack
- Maritime Terrorism



- LOW VIOLENCE
- MID VIOLENCE
- HIGH VIOLENCE

- < 5 INCIDENTS
- 5 to 10 INCIDENTS
- > 10 INCIDENTS

## Observations

- **19 incidents:**
  - (17: POD, 2: daylight)
  - (3 while anchored, 16 while underway)
- As compared to 2019, trend shifted from westbound lane to eastbound lane (at the centre to eastern of Singapore Strait)
- Westbound lane of TSS:
  - One incident South of Tg Piai targeted underway Tug
- Eastbound lane of TSS:
  - Targeted Tug and Barge during daylight
  - Targeted Bulk Carriers and Tankers during PoD
- 3 incidents involved anchored vessel off Batam
- Indonesian authorities have arrested 8 perpetrators onboard vessels and detained 2 boats loaded with stolen items involved in Sea Theft/Sea Robbery
- Refer to IFC Analyst Journal 1/20 for more information



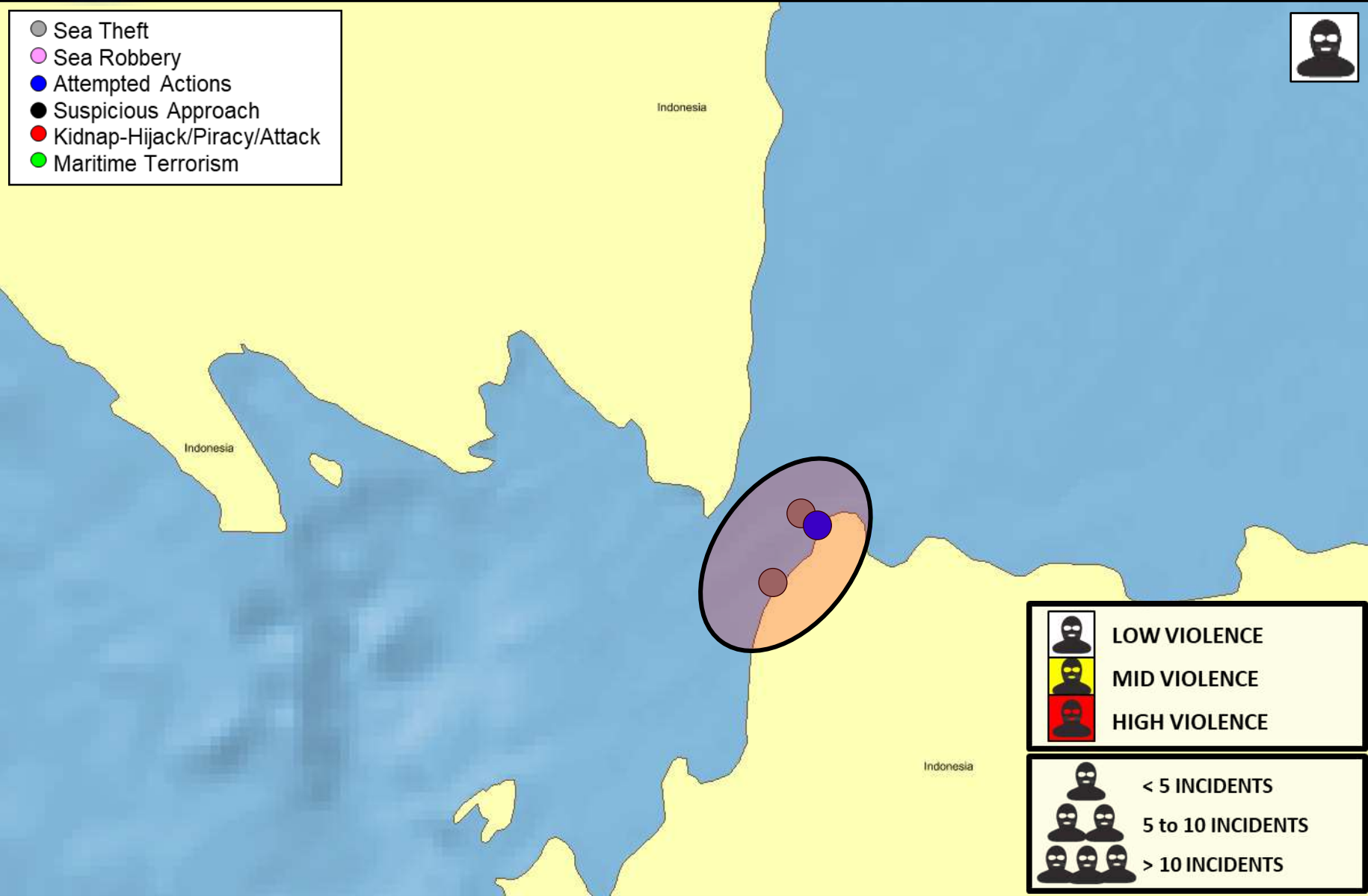
# Sunda Strait and Approaches Jan - Jun 2020

- Sea Theft
- Sea Robbery
- Attempted Actions
- Suspicious Approach
- Kidnap-Hijack/Piracy/Attack
- Maritime Terrorism



## Observations

- **3 Incidents:**
  - 2 x Sea Theft
  - 1 x Attempted Action
  - All incidents during POD and while at anchored
- No confrontation or injury to the crew were reported in all cases
- All cases targeted Tankers, aiming the machinery room and machinery spares were reported stolen



	LOW VIOLENCE
	MID VIOLENCE
	HIGH VIOLENCE

	< 5 INCIDENTS
	5 to 10 INCIDENTS
	> 10 INCIDENTS



# Muara Berau Anchorage, Indonesia

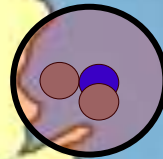
## Jan - Jun 2020

- Sea Theft
- Sea Robbery
- Attempted Actions
- Suspicious Approach
- Kidnap-Hijack/Piracy/Attack
- Maritime Terrorism



### Observations

- **3 Incidents:**
  - 2 x Sea Theft
  - 1 x Attempted Action
  - All incidents during POD and while at anchored
- No confrontation and injury to the crew were reported in all cases
- All cases targeted Bulk Carrier and stole ship's stores



LOW VIOLENCE

MID VIOLENCE

HIGH VIOLENCE



< 5 INCIDENTS

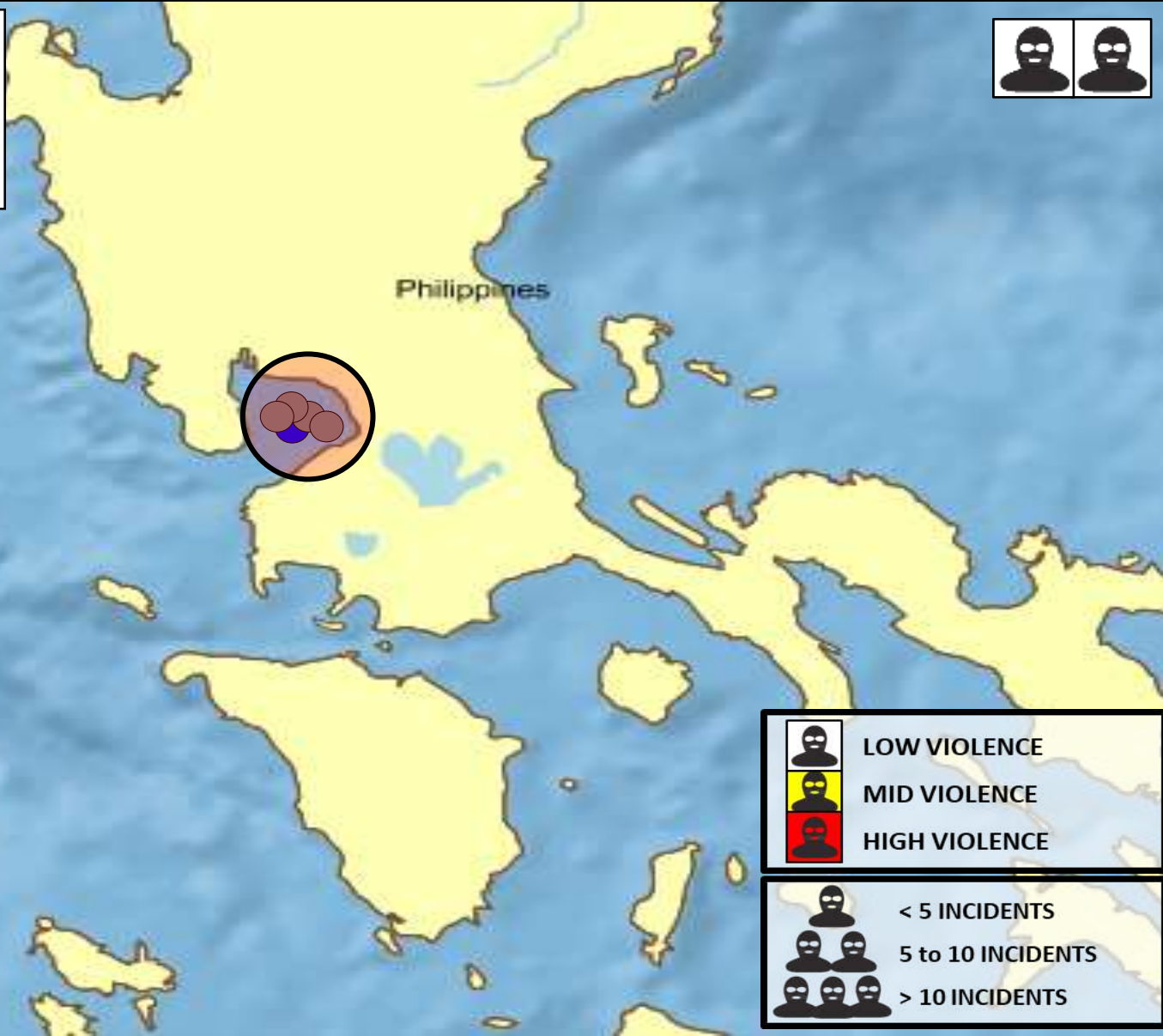
5 to 10 INCIDENTS

> 10 INCIDENTS



# Manila Anchorage, Philippines Jan - Jun 2020

- Sea Theft
- Sea Robbery
- Attempted Actions
- Suspicious Approach
- Kidnap-Hijack/Piracy/Attack
- Maritime Terrorism

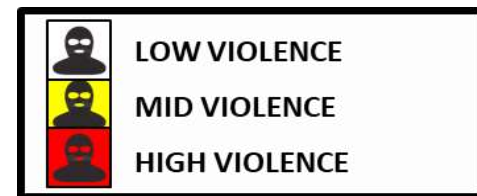
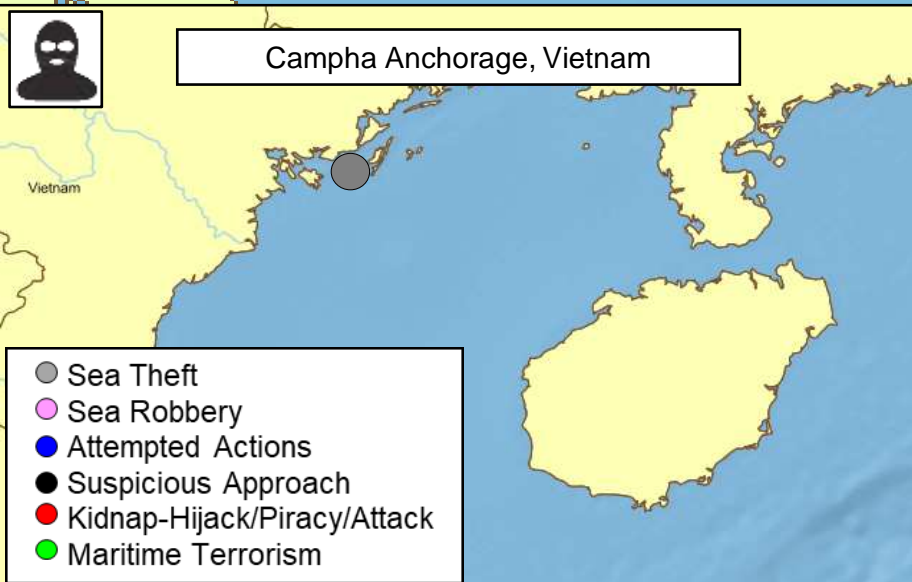


## Observations

- **5 Incidents:**
  - 4 x Sea Theft
  - 1 x Attempted Action
  - All incidents transpired during POD
- No confrontation and injury to the crew were reported in all cases
- Three targeted Container ships, one incident targeted a Cargo ship, **one incident targeted Tanker**, and all had stolen small items reported.



# Other Areas Within IFC AOI with Similar Incident Profile Jan - Jun 2020



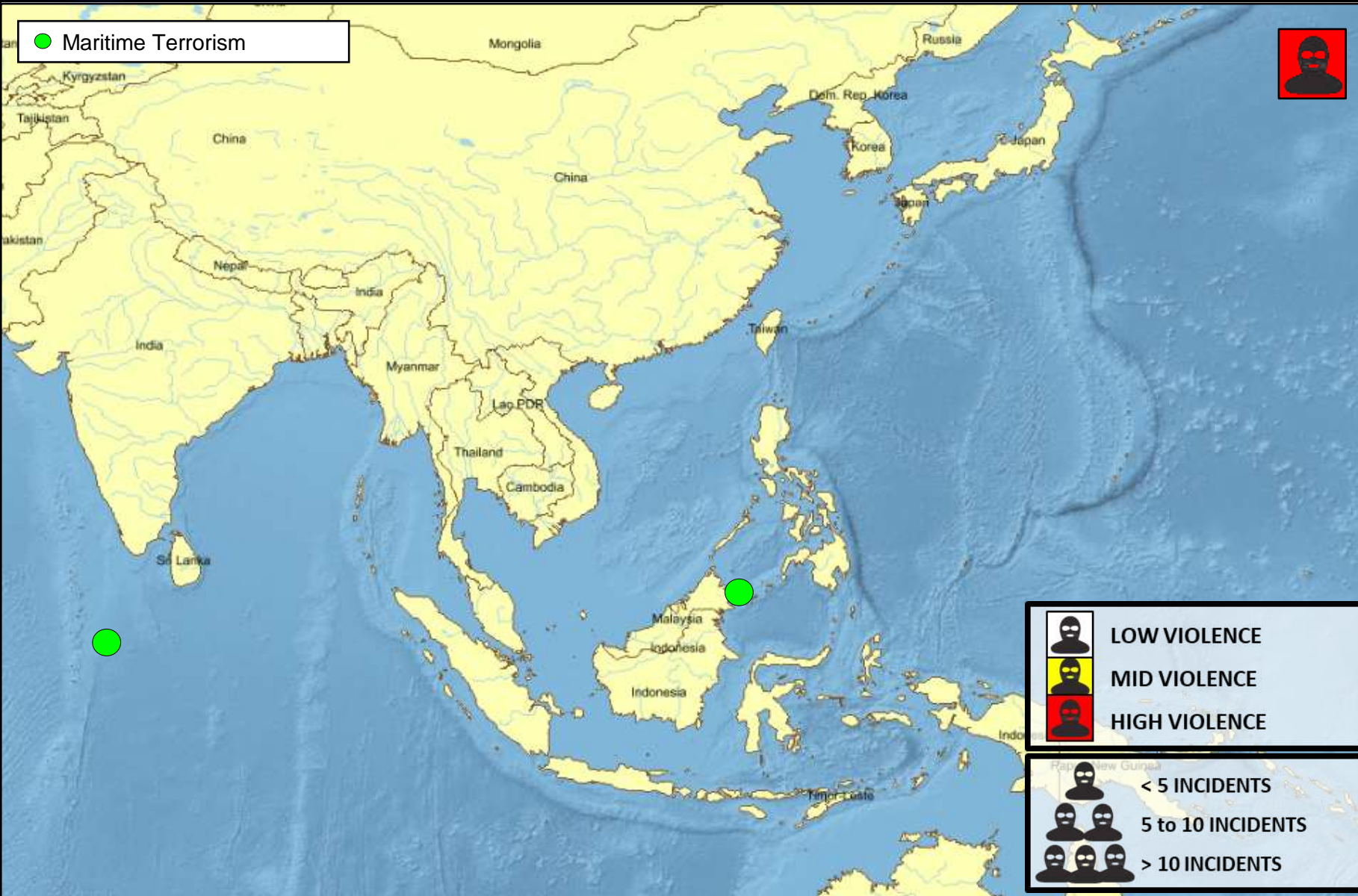
## Observations

- Incident's similarities:**
  - All the incidents occurred during PoD
  - Vessel targeted while anchored or berthed
  - Perpetrators boarded the vessels to the forecastle deck and targeted the ship's Bosun Stores
  - Items such as rigging equipment and ropes were reported stolen.
- No confrontation and injury to the crew were reported in all cases

- Sea Theft
- Sea Robbery
- Attempted Actions
- Suspicious Approach
- Kidnap-Hijack/Piracy/Attack
- Maritime Terrorism



# Maritime Terrorism Jan - Jun 2020



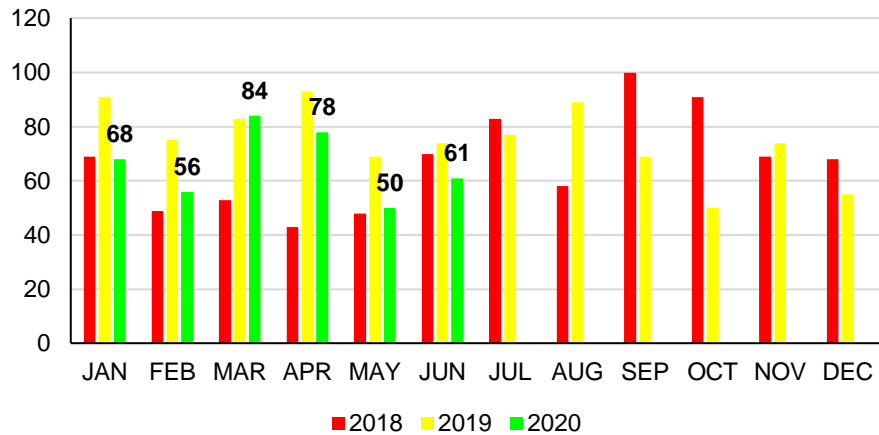
## Observations

- **2 x MT incidents**
  - Kidnapping for ransom by ASG in Pulau Tambisan, Sabah of 5 Indonesian fishermen, 16 Jan 20
  - Bombing incident claimed by ISIS in Alif Dhaalu Atoll, Maldives, 14 Apr 20

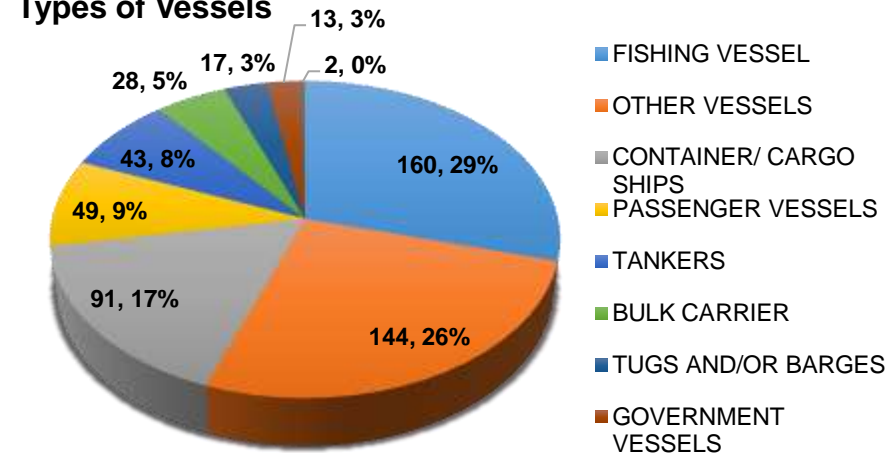


# Maritime Incidents Jan – Jun 2020

## Number of Maritime Incidents



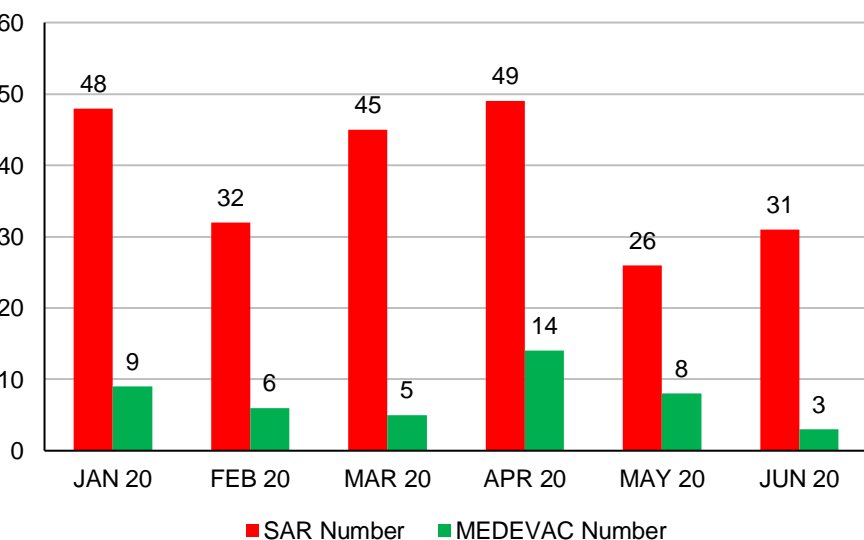
## Types of Vessels



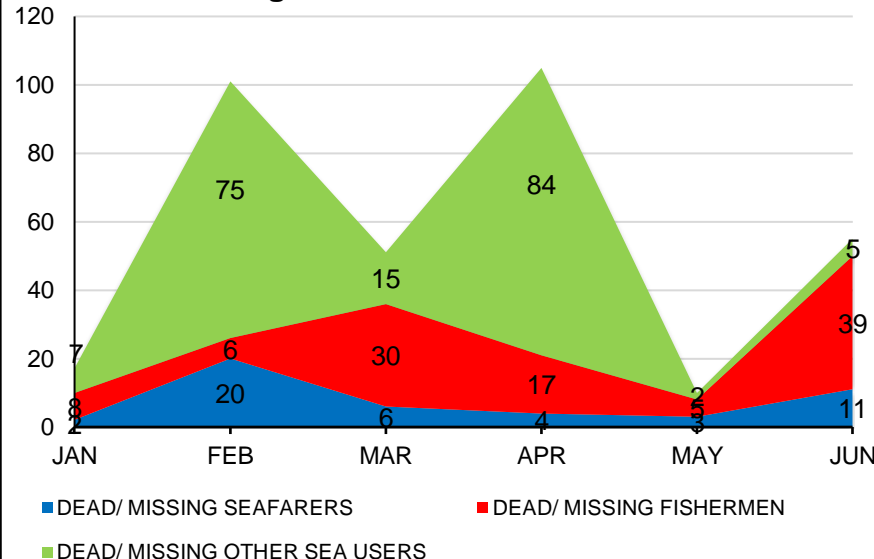
## Observations

- **547** vessels were involved in these incidents:
  - **189 (35%)** Registered vessels
  - **358 (65%)** Unregistered.
- Some of the noted Maritime Incidents for 2020:
  - **40** Collision Incidents
  - **28** Vessel Grounding
  - **98** Sunk or Capsized
  - **67** Detained Vessels
  - **8** Violent Confrontation
- Out of the total Maritime Incidents recorded:
  - **2613** Rescued
  - **244** Missing
  - **95** Dead

## SAR and MEDEVAC Operations



## Dead and Missing Persons Per Month

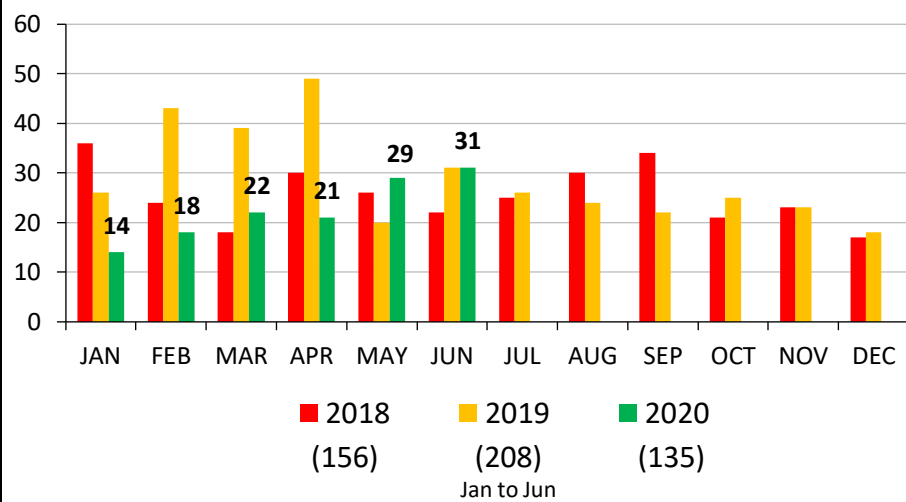




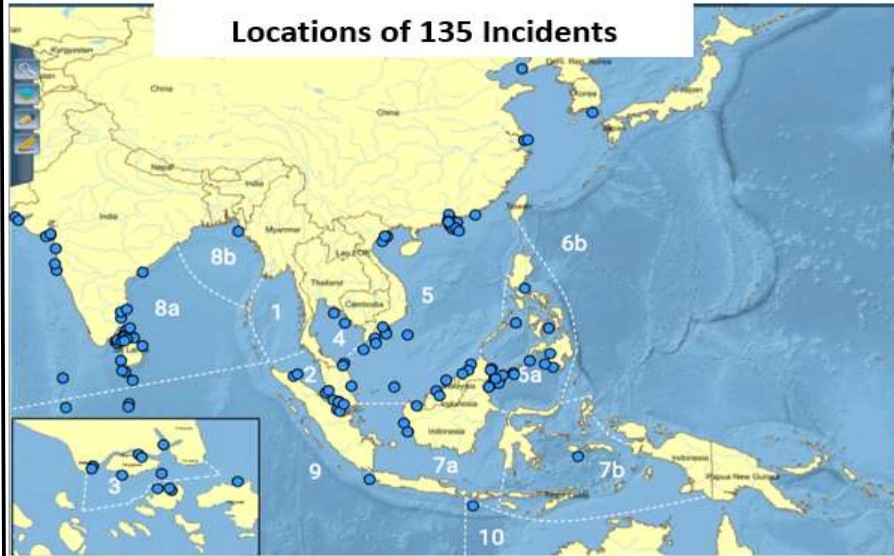


# Contraband Smuggling Jan – Jun 2020

Number of Incidents (2018 - 2020)



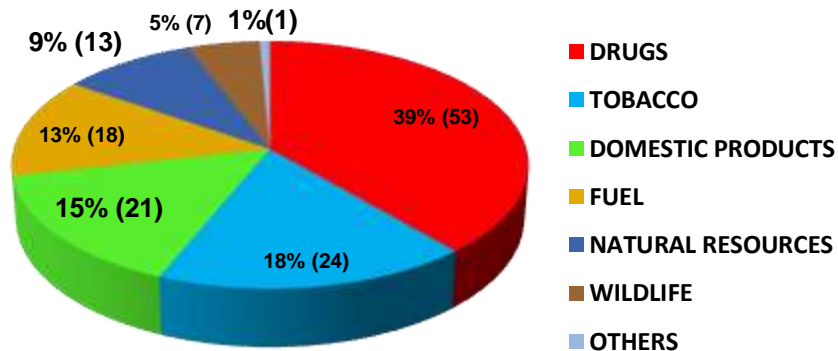
Locations of 135 Incidents



Observations

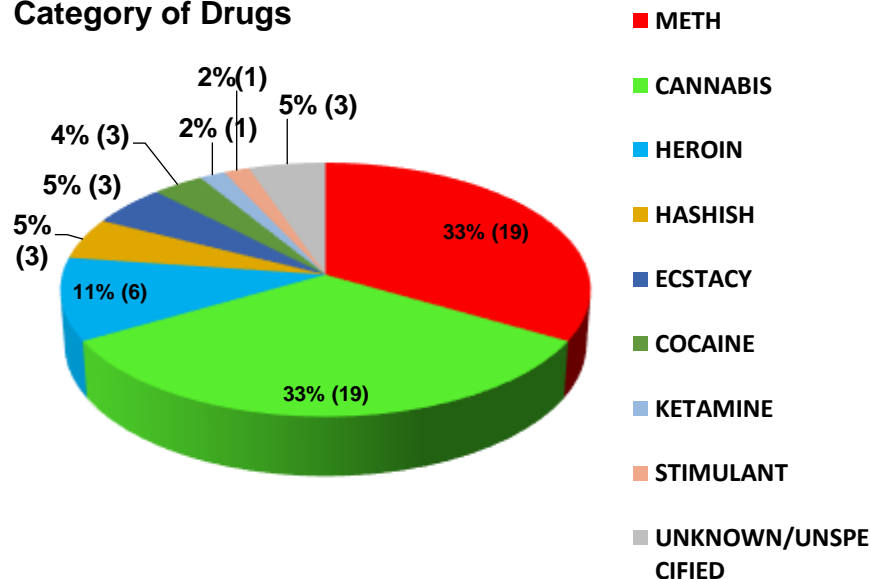
- From Jan to Jun 20, IFC recorded **135** incidents.
  - A **significant decrease from 2019** (208) and **lower than 2018** (156).
- Drugs Smuggling.**
  - From 53 drug smuggling incidents, 19 incidents each were of methamphetamine and cannabis.
  - Sri Lankan authorities made multiple seizures from stateless vessels in the high seas.
  - Hong Kong authorities seized 217 Kg cocaine hidden in an aircraft engine, in a container shipped from Ecuador.
- Domestic Product Smuggling.**
  - Spike in the seizures of frozen meat in Hong Kong.
- Wildlife Products Smuggling.**
  - Hong Kong customs seized approximately 34.5 tonnes of donkey skin, sea cucumber and shark fin in containers.
  - Two containers from Ecuador, with 26 tonnes shark fin seized in Hong Kong.
  - Malaysia customs seized 6,160 Kg of pangolins scales in a container.

Type of Contraband



Total: 135 incidents

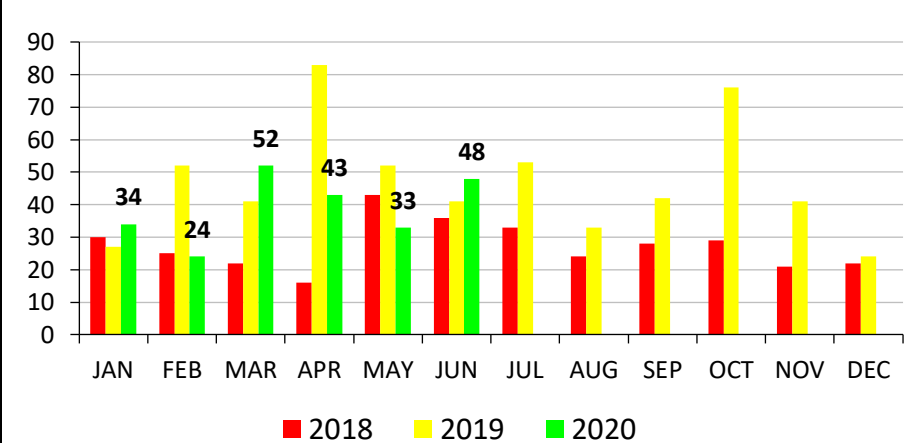
Category of Drugs



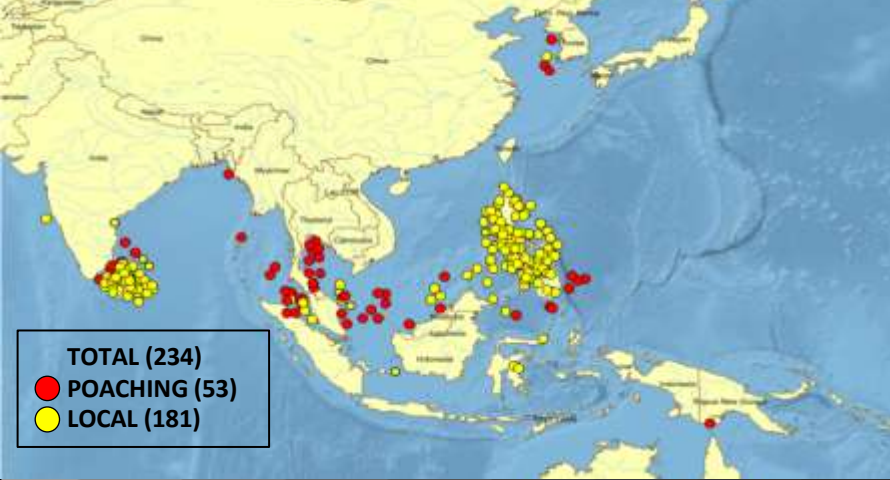


# Illegal, Unregulated, Unreported Fishing Jan – Jun 2020

Number of Incidents (2018-2020)



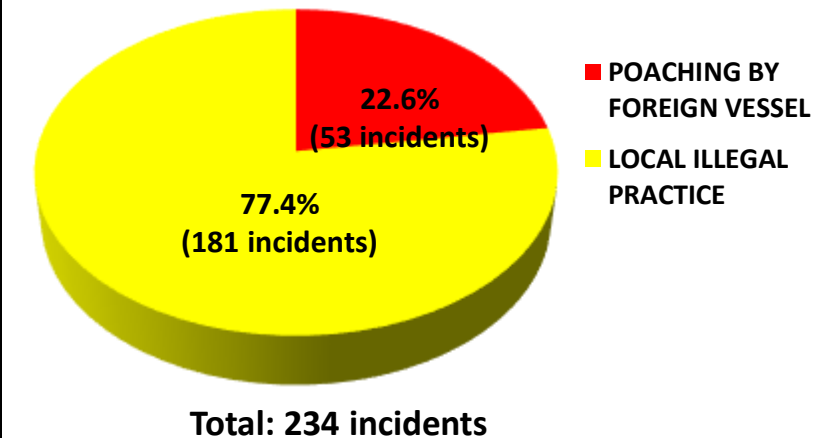
Location of Incidents



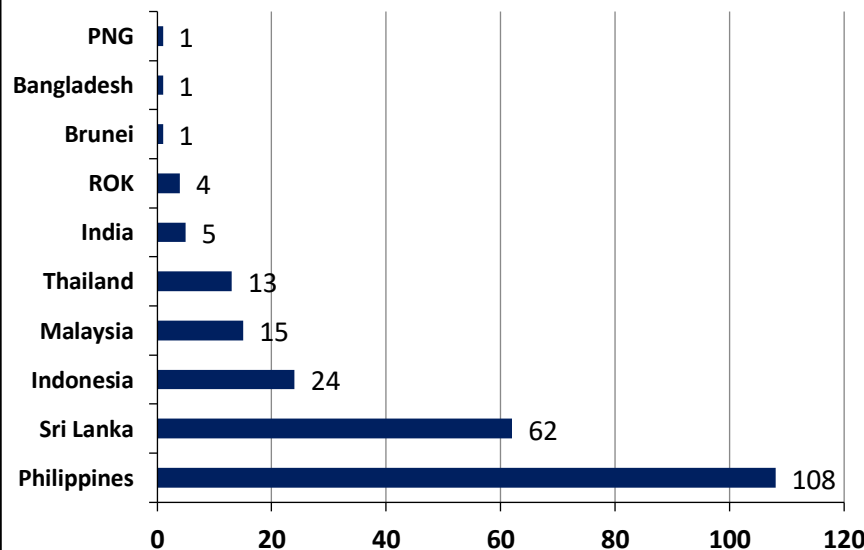
Observations

- Between Jan to Jun 2020, IFC recorded **234 IUU incidents**, which represents **an increase from 172 incidents in 2018, decreases from 296 incidents in 2019** over the same periods. (increases by 36% from 2018, decrease by 20.9% from 2019)
- The outbreak of the COVID-19 in China and nearby countries could have impacted the statistics in 2020
- **Most incidents occurred in the Philippine, Sri Lanka, and Indonesia's waters.**
- Most incidents in Thailand, Malaysia and Indonesia are caused by poaching, while the main causes are Illegal Local Practices in Sri Lanka and the Philippines,
- **Poaching:** Vietnamese fishing vessels actively conducted fishing in several countries' water, especially in Jun 2020. Stringent enforcement by local authorities resulted in the large numbers of apprehension.
- Many foreign vessels involved in IUU fishing within Malaysia's waters from mid-Mar to mid-Jun were recorded and turned away due to COVID-19 concerns.
- **Illegal Local Practices:** The pro-activeness of the Philippines and Sri Lankan authorities have resulted in high numbers of IUU incidents recorded.

Type of Incidents



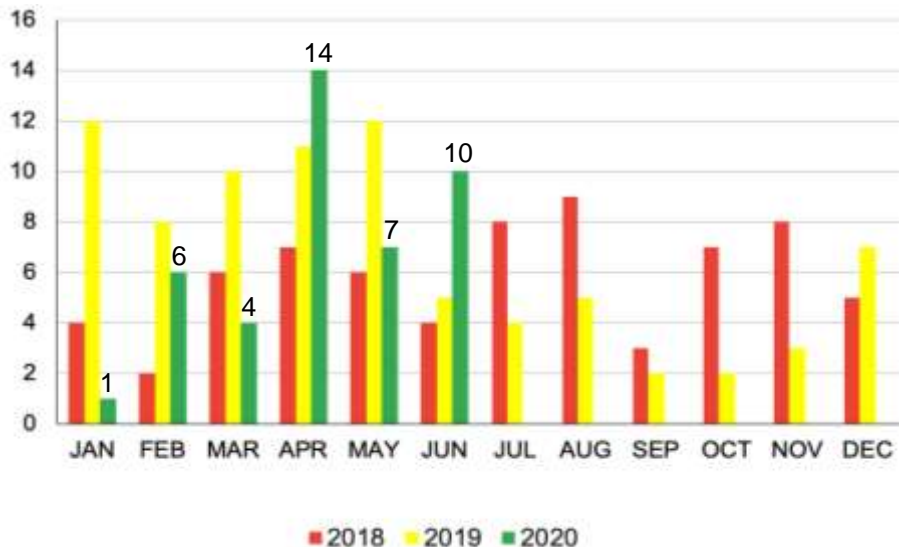
Area of Incidents



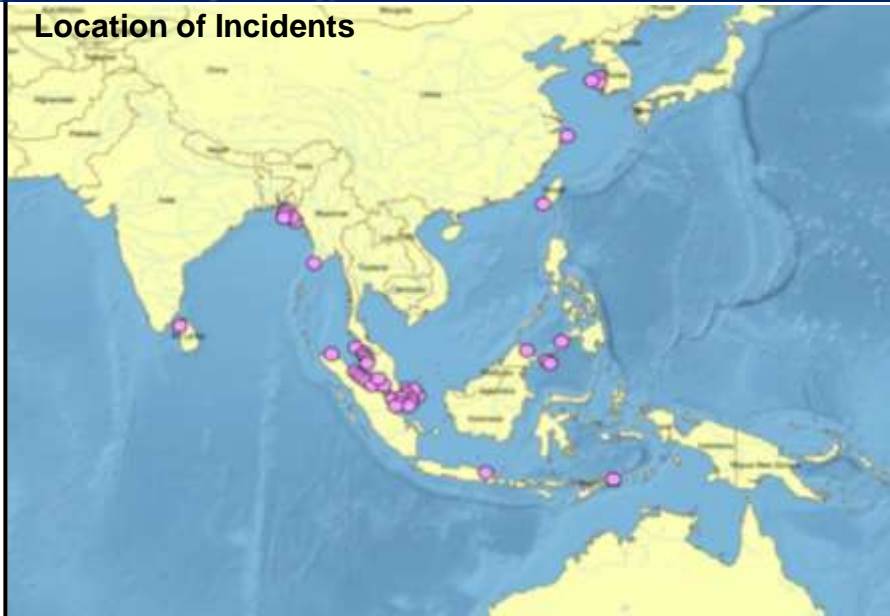


# Irregular Human Migration Jan – Jun 2020

Number of Incidents



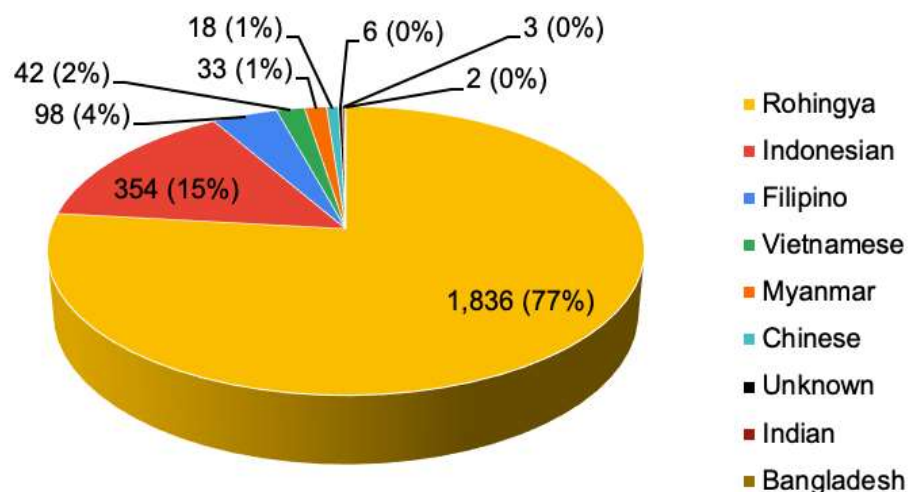
Location of Incidents



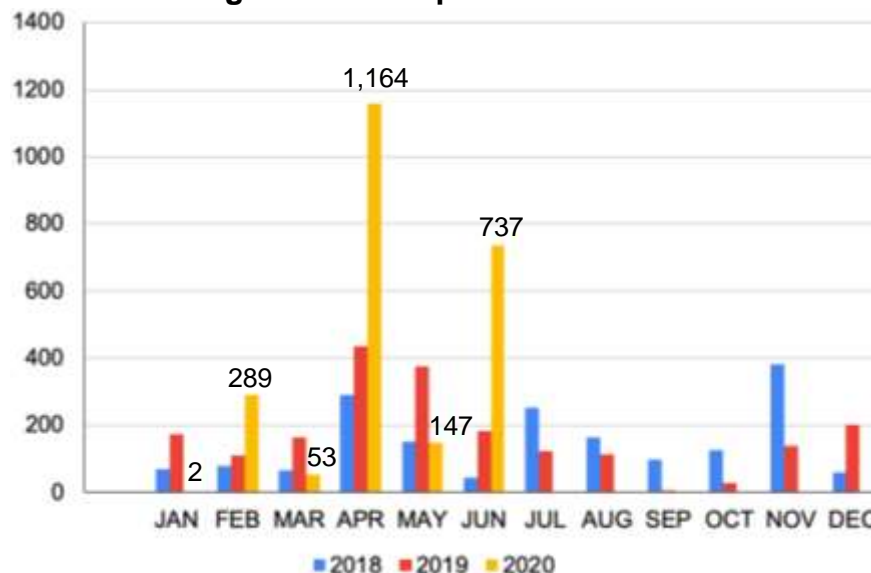
Observations

- Between Jan to Jun 2020, IFC recorded **42 IHM incidents**: Human Smuggling (34), Human Trafficking (5) and Human Exploitation (3).
- Number of migrants intercepted**: The largest number of migrants were Rohingya (1,836), followed by Indonesian migrants (354), Filipino migrants (98), Vietnamese migrants (42), Myanmar migrants (33), Chinese migrants (18), Indian migrants (3) and Bangladeshi migrants (2). Nationalities remain unknown for 6 migrants.
- The IHM activities from Jan – Jun 2020 were influenced by several factors:**

Nationality/Ethnicity of Migrants



Number of Migrants Intercepted



- Seeking of economic and employment opportunities.
- COVID-19 measures and restrictions.
- Adverse weather conditions.
- Human smuggling networks that took advantage of the large number of migrants willing to take risks in search of a better life as legal channels of migration became limited/absent.
- Issues related to statelessness and conflict for the Rohingya.



# INFORMATION FUSION CENTRE

📍 103 Tanah Merah Coast Road #02-01, Singapore 498750

✉ information\_fusion\_centre@defence.gov.sg 📞 +65 6594 5734

🌐 www.ifc.org.sg 📞 +65 6594 5705

📍 [http://bit.ly/Information\\_Fusion\\_Centre](http://bit.ly/Information_Fusion_Centre)

